



District Report Card: 2017


State: Chhattisgarh	District: Koriya
Class: 8	Subject: Language
Schools: 51	Students: 1089


Participation/Coverage


Students

<div>GENDER</div> <div></div>	Boys				Girls			
	Number		%		Number		%	
	530		48.67		559		51.33	

<div>AREA</div> <div></div>	Rural				Urban			
	Number		%		Number		%	
	892		81.91		197		18.09	

<div>CATEGORY</div> <div></div>	SC		ST		OBC		GEN	
	Number	%	Number	%	Number	%	Number	%
	105	9.64	613	56.29	342	31.40	29	2.66

<div>CWSN</div> <div></div>	LD	VI	HI	S&LD	ID	Oth
	5	3	0	1	1	1

<div>Management</div> <div></div>	Government			Government-aided		
	Number		%	Number		%
	1069		98.16	20		1.84

Average Performance of Students in Language (%)

Overall	Gender		Area		Management		Social Group			
	Male	Female	Rural	Urban	Govt.	Aided	SC	ST	OBC	GEN
50.82	51.76	49.93	49.87	55.16	50.46	70.33	48.25	48.21	55.69	57.93

Performance on Learning Outcomes (LOs)

Learning Outcomes	Description	Average Performance(%)
L813	Read textual/non-textual materials with comprehension and identifies the details, characters, main idea and sequence of ideas and events while reading	50.82

Range of Performance of Students who Answered Correctly							
Below 30%		30% - 50%		50% - 75%		Above 75%	
Number	%	Number	%	Number	%	Number	%
228	20.94	295	27.09	400	36.73	166	15.24

Lowest Performing Learning Outcomes (LOs)

1 - Read textual/non-textual materials with comprehension and identifies the details, characters, main idea and sequence of ideas and events while reading (50.82)